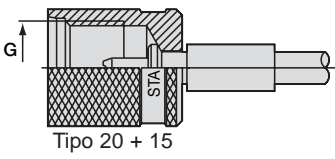
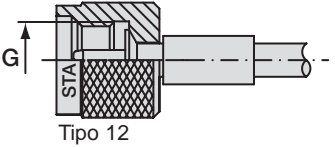
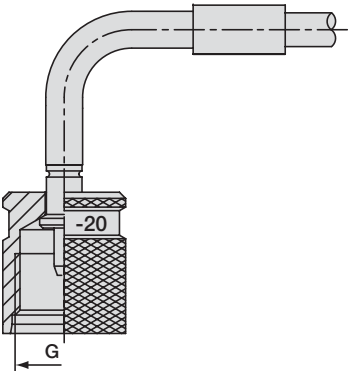
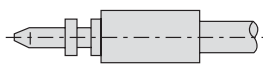
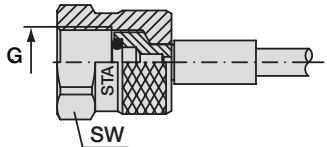
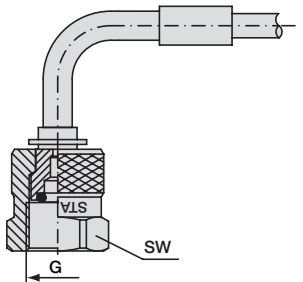
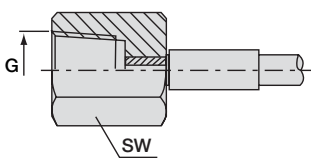


Descrição	Extremidade da mangueira	Tipo	G	SW		Diâm. l Nominal Mangueira
				mm	pol	
STAUFF-TEST Tipo parafuso Próprio para pontos de teste	 Tipo 20 + 15  Tipo 12		20	M 16	x 2	2 e 4
			15	M 16	x 1,5	
			12	S 12,65	x 1,5	
STAUFF-TEST Tipo parafuso Ângulo de 90° Próprio para pontos de teste	 -20	O	20	M 16	x 2	2
			15	M 16	x 1,5	
			12	S 12,65	x 1,5	
STAUFF-TEST Tipo encaixe			10	Sistema Encaixe		2
Adaptador manômetro rosca BSP para G 3/8 e G 1/2 é semelhante à porca-guia de tipo N	 SW	M	1/4	G 1/4	19 / 0.75	2 e 4
			1/2	G 1/2	27 / 1.06	
			3/8	G 3/8	22 / 0.87	
Adaptador de manômetro ângulo de 90° rosca BSP para G 3/8 e G 1/2 é semelhante à porca-guia de tipo N	 SW	W	1/4	G 1/4	19 / 0.75	2 e 4
			1/2	G 1/2	27 / 1.06	
Adaptador manômetro Rosca NPT	 SW	N	1/4	1/4 NPT	19 / 0.75	2
			1/2	1/2 NPT	27 / 1.06	